

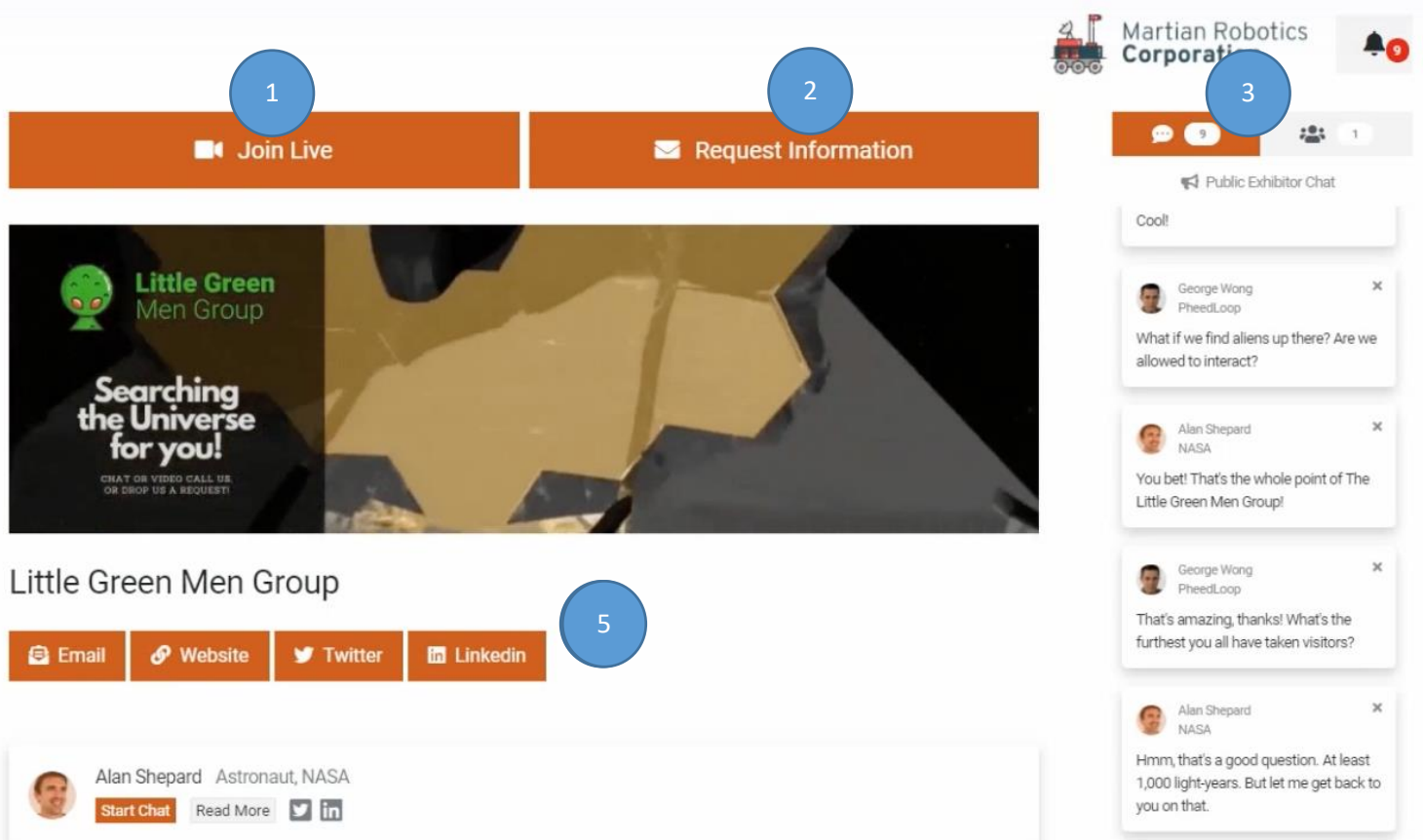
Methane Emissions Reduction & Net Zero Conference

At this year's Methane Emissions Reduction & Net Zero Conference we are using Pheedloop, an interactive software that has the power to support virtual exhibition booths. You can connect with attendees on a live video, in private chats, get information on who visits your booth, and more.

Cost to Exhibit:

- **PTAC Members:** \$300
- **Non-PTAC Members:** \$600
 - This includes free PTAC membership until September 2022

Virtual Exhibitor Features – Exhibitor Portal Example



The screenshot displays the exhibitor portal for Martian Robotics Corporation. Key features are highlighted with numbered callouts:

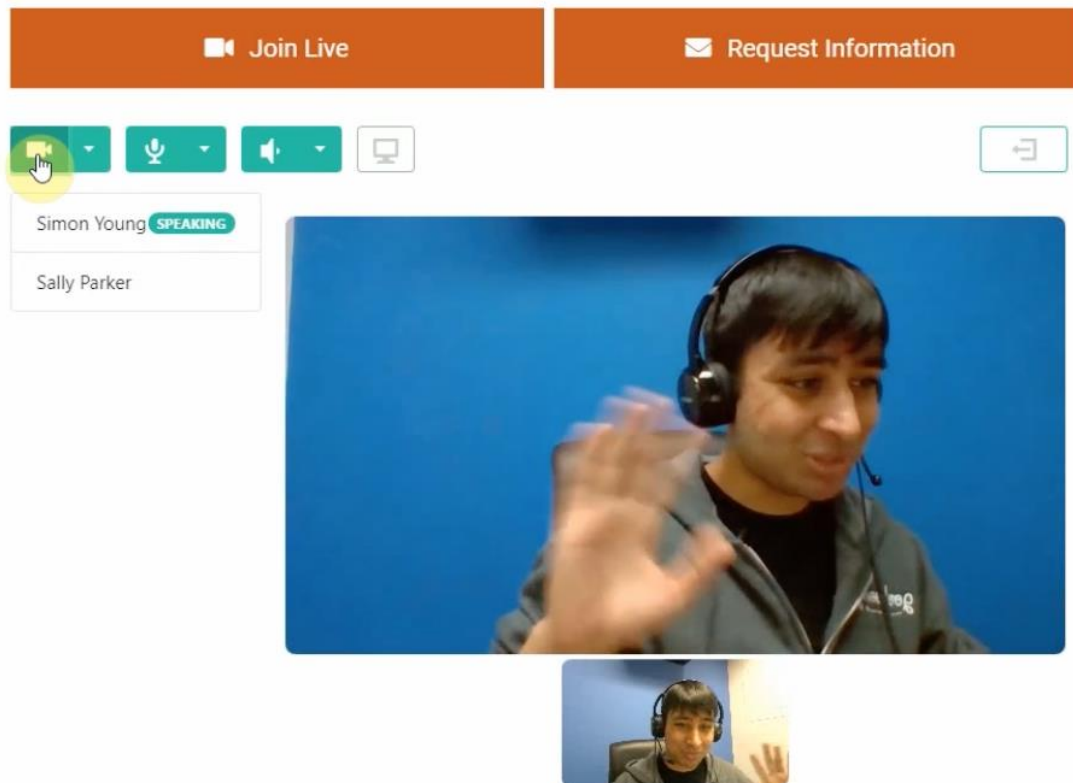
- 1:** A blue circle highlights the "Join Live" button, which includes a video camera icon.
- 2:** A blue circle highlights the "Request Information" button, which includes an envelope icon.
- 3:** A blue circle highlights the chat window, which shows a "Public Exhibitor Chat" with messages from George Wong (PheedLoop) and Alan Shepard (NASA).
- 5:** A blue circle highlights the profile card for Alan Shepard (Astronaut, NASA), which includes a "Start Chat" button, a "Read More" button, and social media icons for Twitter and LinkedIn.

Other visible elements include the "Little Green Men Group" banner with the text "Searching the Universe for you!" and a navigation bar with "Email", "Website", "Twitter", and "LinkedIn" links.

1

Set “Exhibitor Hours” where you are available to chat live with attendees. We recommend lining these hours up with the breaks between sessions

a. Example of the Live Chat:



2

Attendees can Request Information from you and start a Private Chat

A screenshot of a "Request Information" form. The form has a title bar with "Request Information" and a close button. Below the title, there is a short instruction: "Automatically send your contact information along with any optional notes, and instantly unlock access to files and resources." There is a text input field labeled "Optional Notes" containing the letter "I". Below this is a toggle switch labeled "Attach My Uploaded Files" which is currently turned on. At the bottom of the form is an orange "Submit" button.

3

See a Public Chat for your booth and join in on the conversation and answer questions

4

Add your website, contact information and social channels so attendees can access your company information

5

List your company representatives who the conference attendees can contact to ask questions

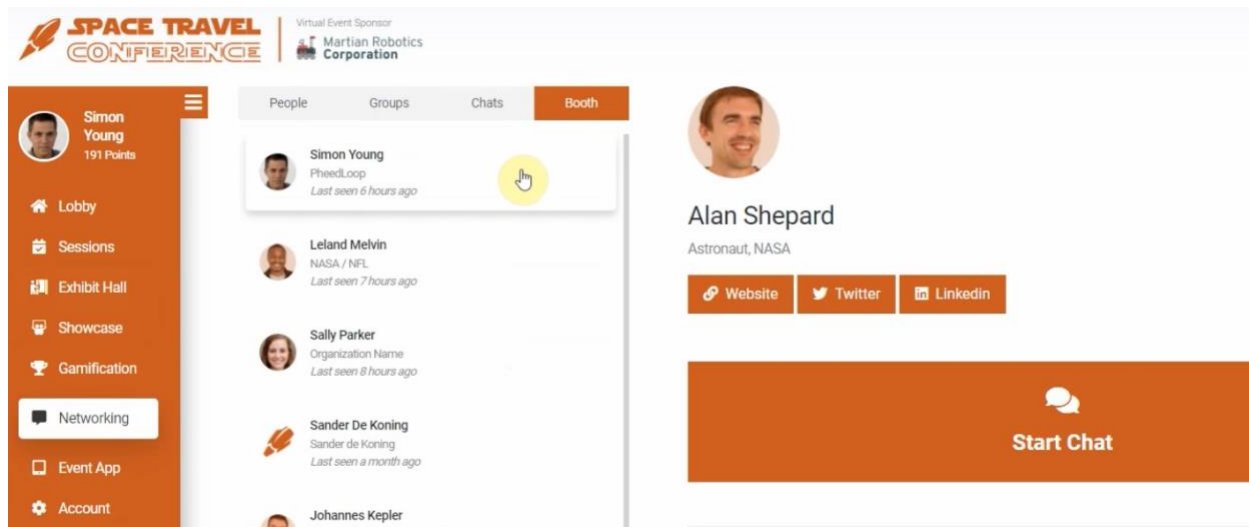
6

Add a company description, upload files, add a YouTube video to give attendees all the information they need to be informed about your company. (Not shown in screenshot, but attendee would scroll down in your portal to see your added information.)

Lead-Capture

See the all of the “foot traffic” at your booth. Pheedloop records each visitor to your booth throughout the conference and allows you to proactively start a private chat with them. You have access to download the leads at any time and contact them during or after the conference.

All information is fully GDPR compliant and contact information is always provided with consent from the attendees.



Interested?

Contact **Lauren Arthur** at larthur@ptac.org to exhibit at this event or for more information.